

GROUPE RENAULT

Q1 2021 CONFERENCE

DISCLAIMER

Information contained within this document may contain forward looking statements. Although the Company considers that such information and statements are based on reasonable assumptions taken on the date of this report, due to their nature, they can be risky and uncertain (as described in the Renault Registration Document filed with the *French Autorité des Marchés Financiers*). Actual results may differ materially from those projected or implied in these forward looking statements.

These forward looking statements are made as of the date of this presentation. Renault does not undertake to provide updates or revisions, should any new statements and information be available, should any new specific events occur or for any other reason.

Renault makes no representation, declaration or warranty as regards the accuracy, exhaustiveness, adequacy, effectiveness and genuineness of any statements and information contained in this report.

This information does not constitute an invitation to invest in shares or constitute or form a part of any offer for the sale or subscription of, or any offer to buy or subscribe for, any securities or other financial instruments.

Further information on Renault can be found on Renault's web site (www.group.renault.com), in the section Finance/Regulated Information.”

AGENDA

01 Q1 2021 COMMERCIAL RESULTS

02 Q1 2021 REVENUES

03 QUESTIONS & ANSWERS

KEY TAKEAWAYS FROM Q1

- Pandemic impact not yet behind us
- Strong pricing
- Success of recently launched models despite the pandemic
- Rising headwinds (Forex, Raw materials)
- Limited visibility due to electronic component shortages
- Comfortable liquidity situation (>25% 2021e revenues)

01

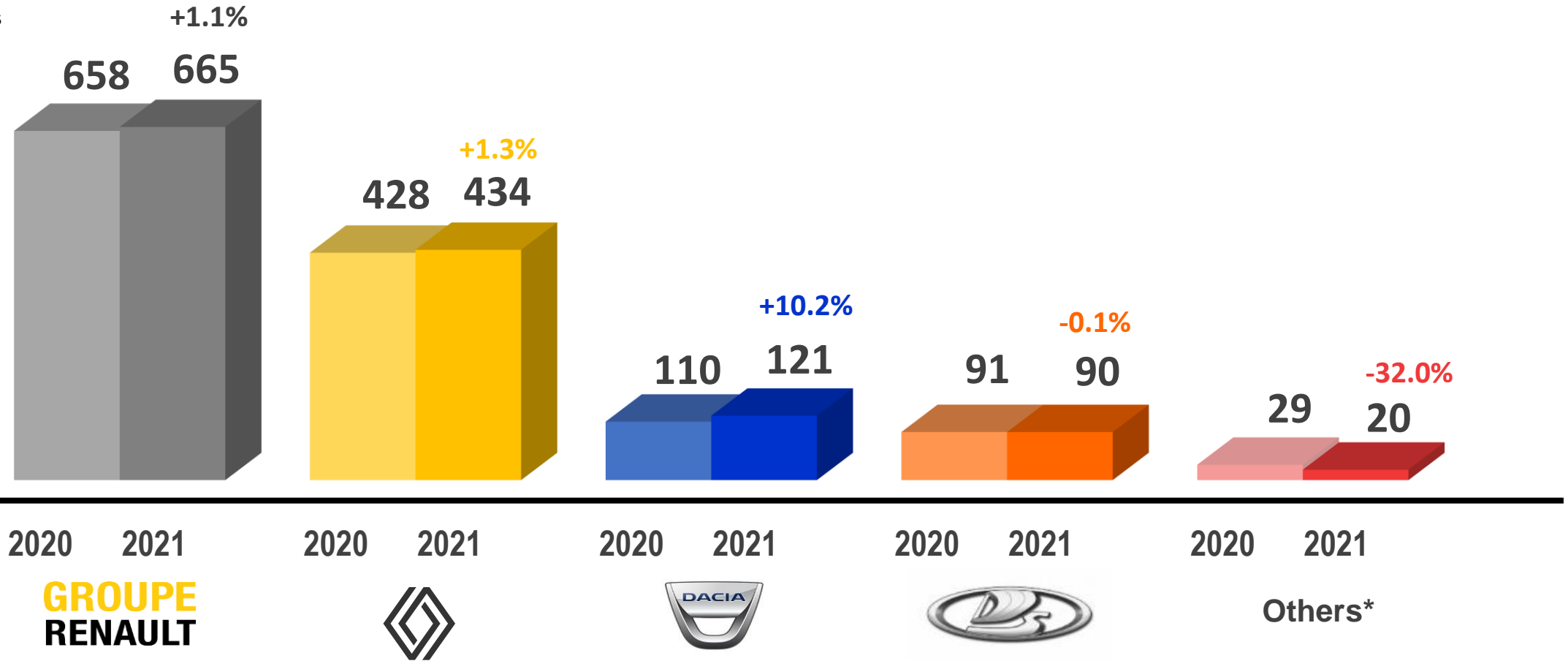
Q1 2021 COMMERCIAL RESULTS

CLOTILDE DELBOS

DEPUTY CEO, CHIEF FINANCIAL OFFICER

GRUPE RENAULT'S SALES Q1 2021 VS Q1 2020

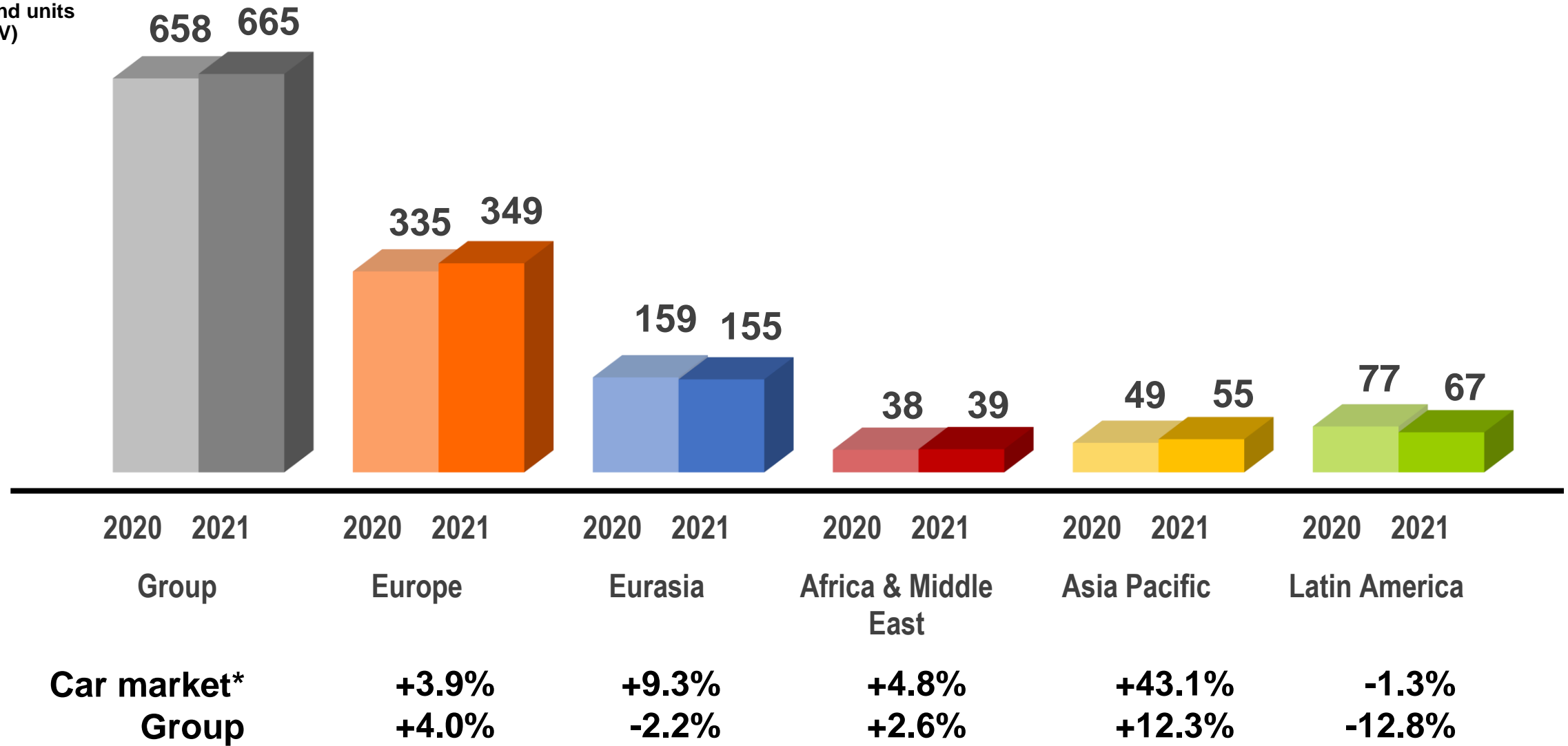
Thousand units
(PC+LCV)



Others* = RSM, Alpine, Avtovaz, Eveasy and Jinbei&Huasong (excluding Shineray)

GRUPE RENAULT'S SALES Q1 2021 VS Q1 2020

Thousand units
(PC+LCV)



* PC+LCV excluding Iran

HIGHLIGHTS Q1

PRODUCTS

RENAULT



NEW KIGER
(India)

>10,000 orders
in Q1



**NEW TWINGO
E-TECH Electric**
(Europe)

>5,500 orders
in Q1



NEW DUSTER
(Eurasia)

>5,000 orders
in Q1

DACIA



NEW SANDERO

~90,000 orders
in Q1

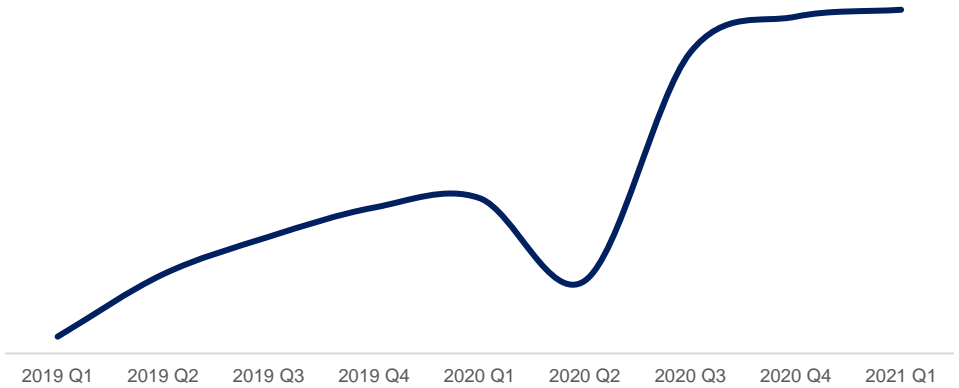


NEW SPRING

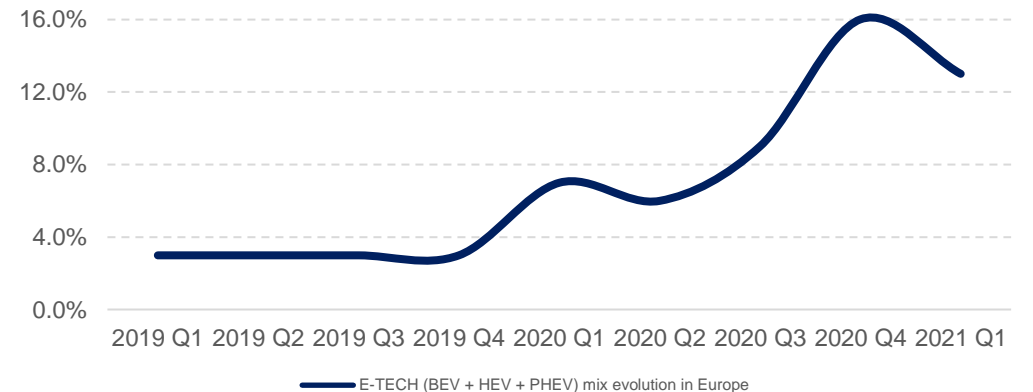
>10,000 pre-
orders since
March 20th

NET PRICING

New vehicles net pricing evolution since 2019 by quarter YOY



GRUPE RENAULT ELECTRIFIED MIX



UPCOMING PRODUCT EVENTS IN Q2

RENAULT

NEW KANGOO

NEW EXPRESS VAN

NEW KANGOO VAN

NEW EXPRESS



**NEW ARKANA
E-TECH HYBRID**



**NEW CAPTUR
E-TECH HYBRID**



**NEW MEGANE
E-TECH PLUG-IN HYBRID**

DACIA

NEW SPRING
Orders opening in June



E-TECH

02

Q1 2021 REVENUES

CLOTILDE DELBOS

DEPUTY CEO, CHIEF FINANCIAL OFFICER

Q1 2021 GROUP REVENUES

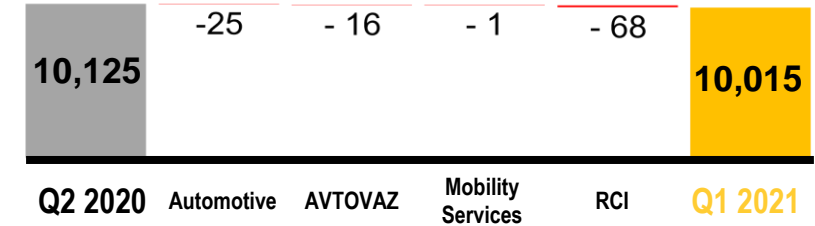
<i>In million euros</i>	Q1 2020	Q1 2021	Change
Global unit sales (Kunits)	658	665	+1.1%
Group Revenues	10,125	10,015	-1.1%
o/w Automotive excl. AVTOVAZ	8,591	8,566	-0.3%
o/w AVTOVAZ ⁽¹⁾	701	685	-2.3%
o/w Mobility Services	6	5	-16.7%
o/w Sales Financing	827	759	-8.2%

(1) AVTOVAZ net of eliminations

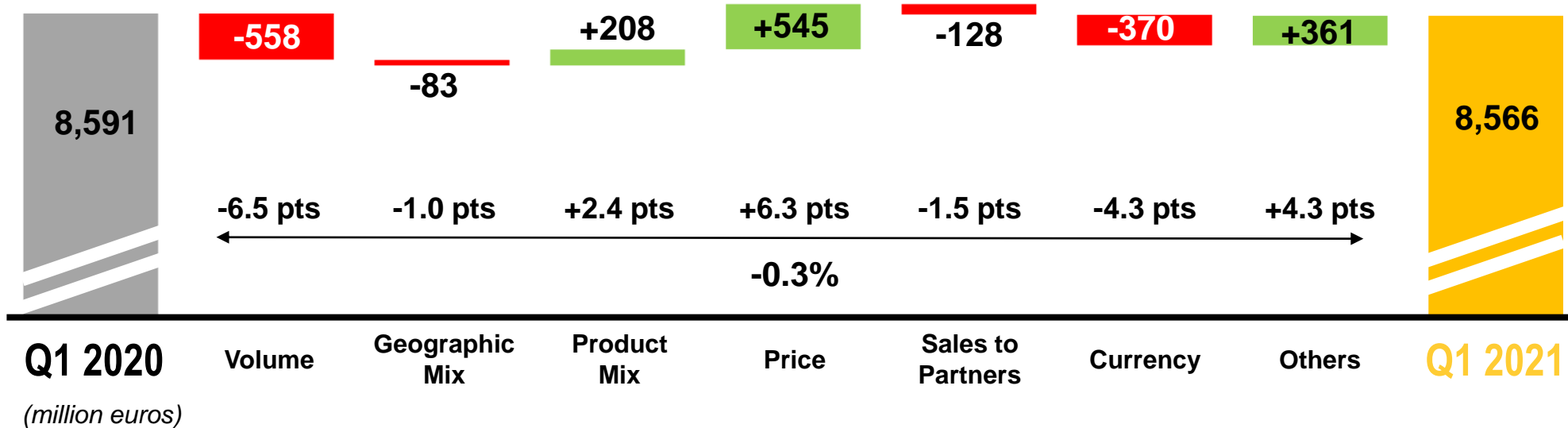
REVENUES VARIANCE ANALYSIS

Change Automotive revenues excluding AVTOVAZ
 Q1 2021 vs Q1 2020: **-€25m**

Groupe Renault

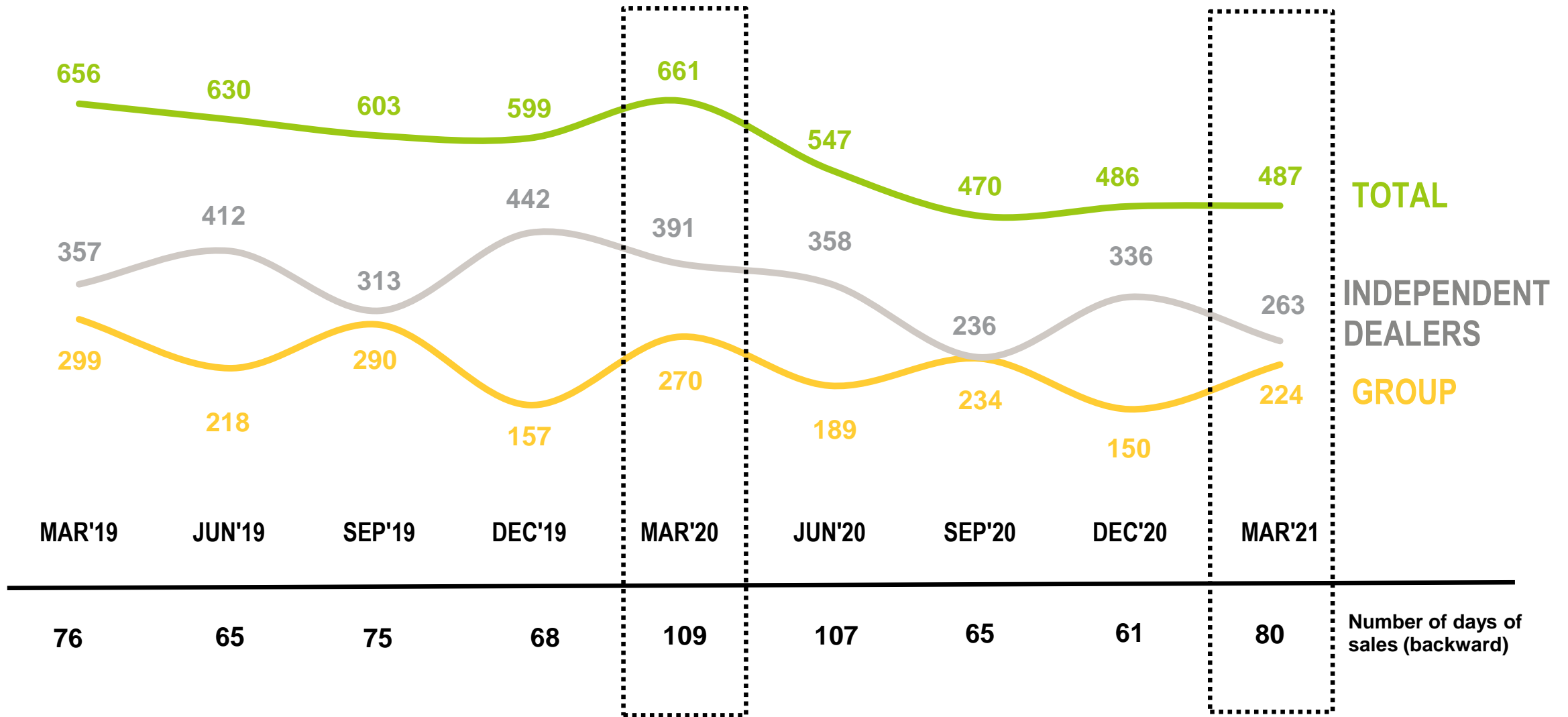


Automotive excluding Avtovaz



NEW VEHICLE DISTRIBUTION STOCK EXCLUDING AVTOVAZ

(In thousand units)



RCI BANK AND SERVICES PERFORMANCE

	Q1 2020	Q1 2021	Change
Average performing assets (€m)	49,318	45,898	-6.9%
New contracts (units)	391,056	348,248	-10.9%
New Financings (€m)	4,622	4,165	-9.9%

03

QUESTIONS & ANSWERS